


## Pulse Withstanding Chip Resistors

### PWC Series

- Excellent pulse withstand performance
- Improved working voltage
- Improved power rating
- Custom designs available
- Anti-sulphur version available



All Pb-free parts comply with EU Directive 2011/65/EU (RoHS2)

### Electrical Data

Size		PWC0603	PWC0805	PWC1206		PWC2010		PWC2512	
Power @70°C	W	0.125	0.25	0.33	0.5	0.75	1	1.5	2
Resistance range	ohms	1R0 to 10M							
Tolerance	%	10R to 1M: 0.5, All values: 1, 5							
LEV	V	75	150	200		400		500	
TCR	ppm/°C	<10R:200 ≥10R:100							
Operating temperature	°C	-55 to +155							
Thermal Impedance	°C/W	302	220	160	145	80	70	55	40
Pad / trace area *	mm <sup>2</sup>	30	40	50	125	60	250	100	500
Values		E96 preferred - other values to special order							
Pulse Capability		See graphs – full application note available on request							

\*Recommended minimum pad & adjacent trace area for each termination for rated power dissipation on FR4 PCB

### Physical Data

Dimensions of PWC resistors are given below in mm and weight in g							
	L	W	T max	A	B	C	Wt.
<b>0603</b>	1.5±0.1	0.8±0.1	0.55	0.3±0.15	0.6 min	0.3±0.15	0.002
<b>0805</b>	2.0±0.3	1.25±0.2	0.6	0.3±0.15	0.9 min	0.3±0.1	0.009
<b>1206</b>	3.2±0.4	1.6±0.2	0.7	0.4±0.2	1.7 min	0.4±0.15	0.020
<b>2010</b>	5.1±0.3	2.5±0.2	0.8	0.6±0.3	3.0 min	0.6±0.25	0.036
<b>2512</b>	6.5±0.3	3.2±0.2	0.8	0.6±0.3	4.4 min	0.6±0.25	0.055

#### Construction

Thick film resistor material, overglaze and organic protection are screen printed on a 96% alumina substrate. Wrap-around terminations have an electroplated nickel barrier and solder coating, this ensures excellent 'leach' resistance properties and solderability.

Note that anti-sulphur version parts below 100R are produced in flip-chip format with the resistor element on the underside.

#### Marking

Components are not marked. Reels are marked with type, value, tolerance, date code and quantity.

#### Solvent Resistance

The body protection is resistant to all normal industrial cleaning solvents suitable for printed circuits.

#### General Note

TT Electronics reserves the right to make changes in product specification without notice or liability. All information is subject to TT Electronics' own data and is considered accurate at time of going to print.

## Performance Data

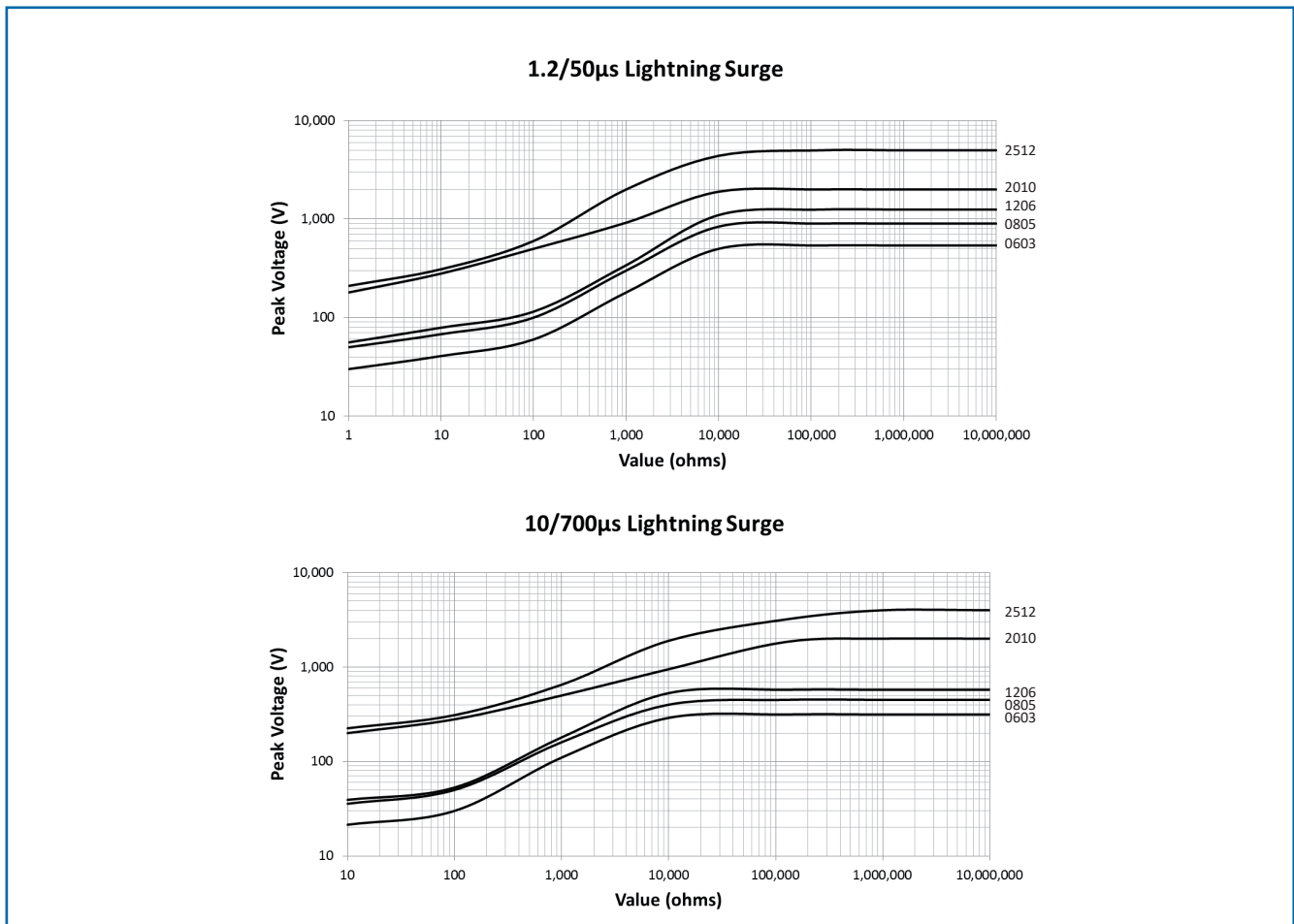
Size		Maximum	Typical
Load at rated power: 1000 hours at 70°C	ΔR%	1	0.25
Shelf life test: 12 months at room temperature	ΔR%	0.1	0.02
Derating from rated power at 70°C		Zero at 155°C	
Overload: 6.25 x rated power for 2 seconds	ΔR%	1	0.1
Dry heat: 1000 hours at 155°C	ΔR%	1	0.2
Long term damp heat	ΔR%	1	0.25
Temperature rapid change	ΔR%	0.25	0.05
Resistance to solder heat	ΔR%	0.25	0.05
Resistance to sulphur-bearing gas (AS version only): ASTM-B-809		0.25	0.05
Voltage proof	Volts	500	

Note: A 0.01 Ohm addition to be added to the performance of all resistors <10 Ohms.

## Pulse Performance Data

### Lightning Surge

lightning surge resistors are tested in accordance with IEC 60 115-1 using both 1.2/50μs and 10/700μs pulse shapes. 10 pulses are applied. The limit of acceptance is a shift in resistance of less than 1% from the initial value.



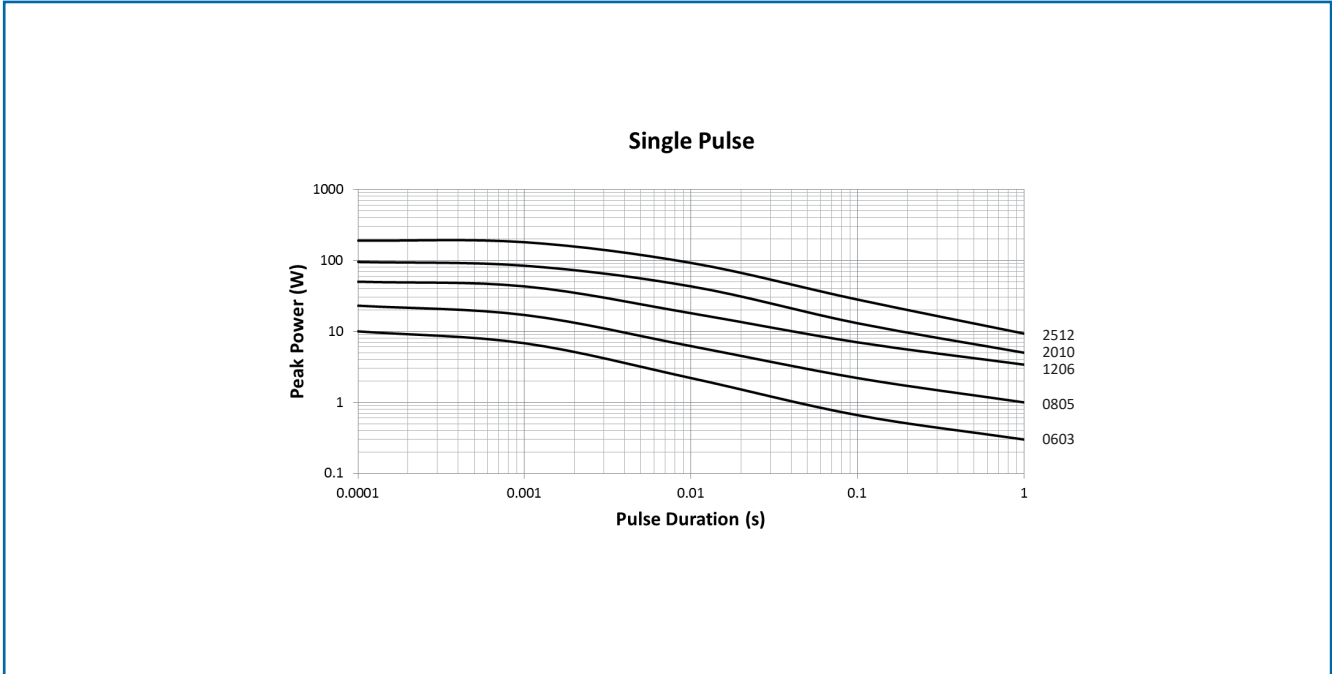
### General Note

TT Electronics reserves the right to make changes in product specification without notice or liability. All information is subject to TT Electronics' own data and is considered accurate at time of going to print.

**PWC Series**

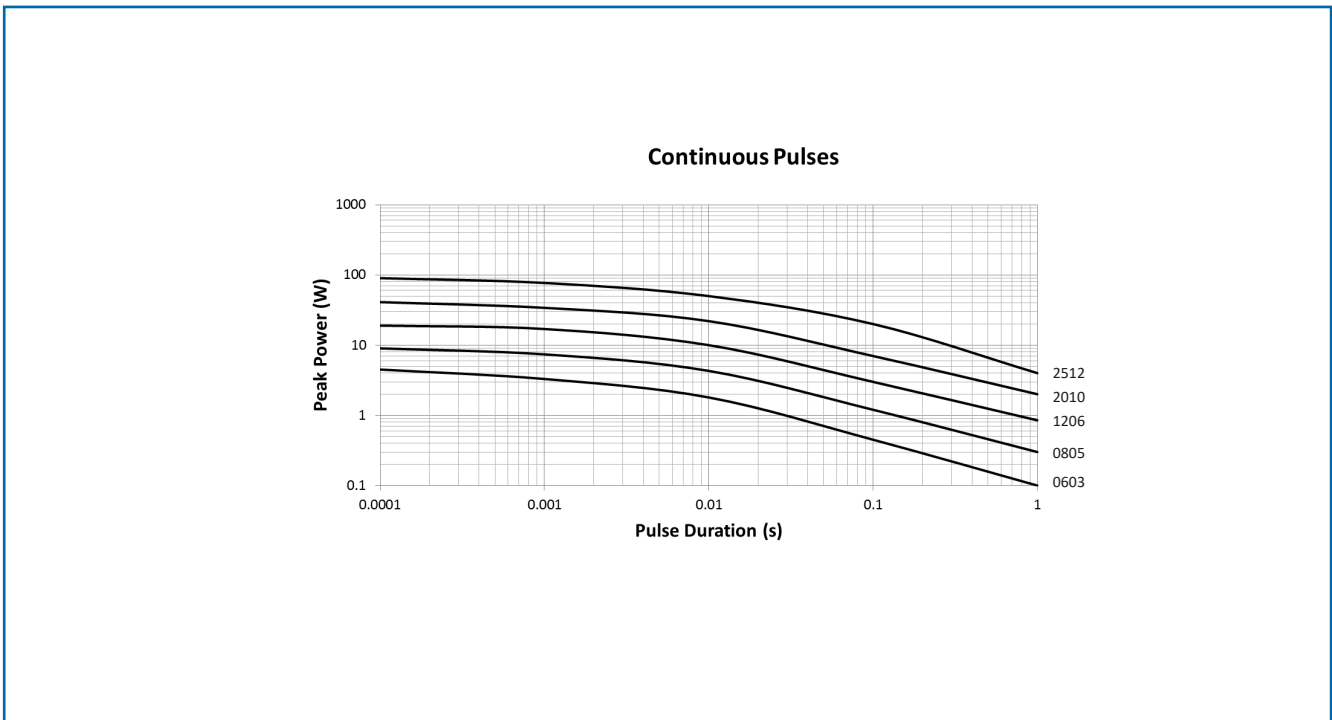
**Single Impulse**

The single impulse graph is the result of 50 impulses of rectangular shape applied at one minute intervals. The limit of acceptance was a shift in resistance of less than 1% from the initial value.



**Continuous Load Due to Repetitive Pulses**

The continuous load graph was obtained by applying repetitive rectangular pulses where the pulse period was adjusted so that the average power dissipated in the resistor was equal to its rated power at 70°C. Again the limit of acceptance was a shift in resistance of less than 1% from the initial value

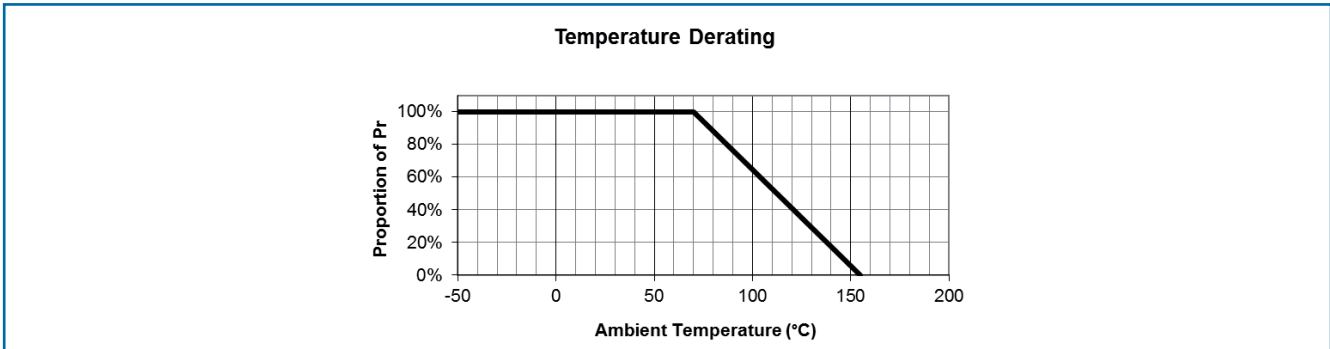


**General Note**

TT Electronics reserves the right to make changes in product specification without notice or liability. All information is subject to TT Electronics' own data and is considered accurate at time of going to print.

PWC Series

## Thermal Performance Data



## Packaging

0603, 0805 and 1206 resistors are supplied on 8mm carrier tape and 2010 and 2512 resistors are supplied on 12mm carrier tape, all on 7 inch reels as per IEC 286-3.

## Application Note

PWC resistors themselves can operate at a maximum temperature of 155°C. For soldered resistors, the joint temperature should not exceed 110°C. This condition is met when the stated power levels at 70°C and recommended pad and trace areas are used. Pad and trace area is defined as the total area of the solder pad plus all copper trace within two squares of the edge of the solder pad. Allowance should be made if smaller areas of copper are used.

A full Application Note on the PWC Series is available.

## Ordering Procedure


This product has two valid part numbers:

**European (Welwyn) Part Number: PWC2512-2K0J I** (2512, 2 kilohms ±5%, Pb-free)



1	2	3	4	5	6
Type	Size	Anti-Sulphur	Value	Tolerance	Termination & Packing
PWC	0603	Omit for standard	E24 = 3/4 characters	D = ±0.5%	I = Standard,
	0805	AS = Anti-sulphur	E96 = 3/4 characters	F = ±1%	0603   5000/reel
	1206		R = ohms	J = ±5%	0805, 1206,   3000/reel
	2010		K = kilohms		2010
	2512		M = megohms		2512   1800/reel
					T1
					All sizes   1000/reel

**USA (IRC) Part Number: PWC-PWC2512LF-2K00-J** (2512, 2 kilohms ±5%, Pb-free)



1	2	3	4	5	6	
Family	Model	Size	Termination	Value	Tolerance	Packing
PWC	PWC	1206	Omit for SnPb	E24 = 4 characters	D = ±0.5%	Plastic tape
		2010	LF = Pb-free	E96 = 4 characters	F = ±1%	1206, 2010   3000/reel
		2512		R = ohms	J = ±5%	2512   1800/reel
				K = kilohms		
				M = megohms		

### General Note

TT Electronics reserves the right to make changes in product specification without notice or liability. All information is subject to TT Electronics' own data and is considered accurate at time of going to print.